

■ iBATTEN Industrial Lighting



Application

Parking Area, Canopy, Loading Bays, Industrial, Production Area, Integrated Transit, Factories

Characteristic

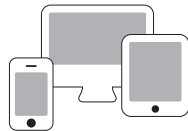
Light source	: LED
Power correction factor	: > 0.9
Ingress Protection (IP)	: IP54
Colour rendering (CRI)	: ≥ 80
Colour temperature (CCT)	: 3000K ~ 6500K
<i>Other CCT & CRI available upon request</i>	
Wattage	: 6W ~ 25W
Nominal efficacy	: >100 ~ 130 lm/W
Useful life	: > 50,000 hours ~Base on the light source
Operating temperature range (Ta)	: -20°C ~ 45°C
Driver	: Built-in high efficiency system
Main voltage	: 220~240V / 50~60Hz

Optional

Remote Control System & Smart Intelligent System available upon request



Energy saving with remote control system



Network for smart intelligent system

Features

- Durable and lightweight
- Injection mould polycarbonate body and diffuser
- Pleasant appearance and reduce direct glare
- Excellent light distribution
- Motion Detecting

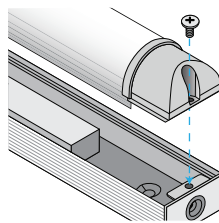
Product Speciality



Easy Replacement of Sensors



Extended end caps at both ends provide space for integrating sensors



Anti-vandalism screw at both ends




Motion Sensor

Ordering Code Dimension : iBATTEN

Code	Wattage	Nominal Flux	a	b	c	d
IBA00640	6W	720	700	770	79	72
IBA01140	11W	1320	700	770	79	72
IBA01240	12W	1440	700	770	79	72
IBA01240	12W	1440	1220	1290	78	72
IBA01840	18W	2160	1220	1290	78	72
IBA02440	24W	2880	1220	1290	78	72

* The above ordering code is base on CCT~4000K

Dimension (mm)



Photometry

